





End Clamp A	Mid Clamp B	Rail Clamp C	Rail D	Rail Splice E
				
Support Beam F	Big H Connector G	H Connector H	Base I	Support Leg J

Features:

1. Quick Installation: Professional design and more than 40% pre-assembled.
2. High Quality & Good Price: High quality with most competitive prices.
3. Custom designed
4. Flexible: All types of solar panels.
5. Safety Guarantee: Stand up to the international structure load standard.
6. Strictly Quality Control: Strictly control to ensure the structural strength and the life of system.
7. Guarantee: 10 years guarantee and 25 years duration.